


THERMOHYDRAULICS

STORAGE
HEATING
COOLING
SOLAR

NEW
PRODUCT



DP series

Multifunctional tanks with fixed butyl diaphragm and insulated protective sheath





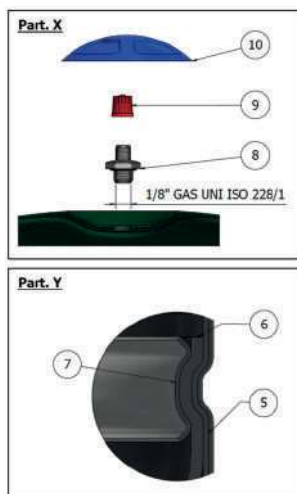
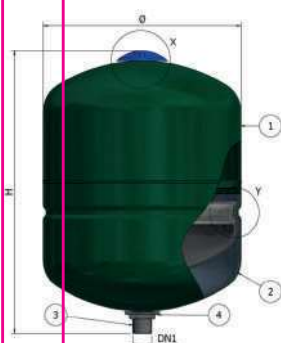
DP - CE

MULTIFUNCTIONAL TANKS WITH FIXED BUTYL DIAPHRAGM AND INSULATED PROTECTIVE SHEATH

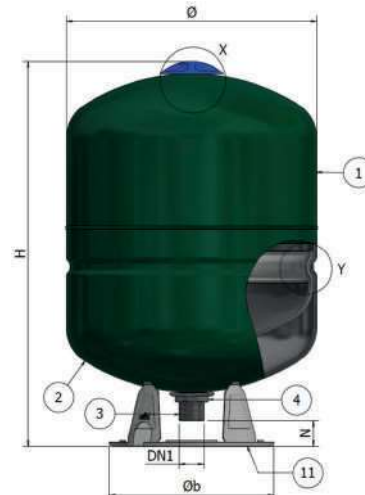
(5 - 500 LITRES)



DP - CE 5 - 35



DPV - CE 50 - 500



- CE certified product
- For drinking water
- For sanitary hot water
- For heating systems

- For air conditioning systems
- For pressurisation systems
- Water hammer arrestor

Characteristics:

- Min./max. working temperature: -10° / +99°C
- Max working pressure: 10 bar
- Pre-charge pressure: 2,5 bar
- Hydrostatic test pressure: 14,3 bar
- Fixed alimentary diaphragm in butyl
- Alimentary protective sheath in butyl
- Stainless steel connection with hexagonal nut
- Double metallic crimp
- Long lasting epoxy powder paint, green RAL 6005;
- NO MAINTENANCE

Reference standard:

- Declaration of conformity to essential safety requirements specified in 2014/68/UE Directive;
- CE approved

Multifunctional tanks with fixed-bladder and protective sheath

Multifunctional sanitary vessels with fixed bladder are designed to be fitted both as expansion tanks into sanitary systems, suitable to absorb the water expansion volume generated by a changing temperature, as well as pressure tanks for cold water sanitary systems.

Both applications are possible thanks to the protective sheath with patented crimping system that ensures the protection against corrosion of the inner surface of the tank.

In your Domestic Hot Water system install Elbi expansion tanks in the cold water supply pipe (do not install in the hot water drawoff pipe).

WARRANTY: 5 YEARS

DIMENSIONS

MODEL	CODE	Cap. litres	Diam. Ø mm	H mm	Ø b mm	N mm	DN1 mm	Price €
DP - 5	A2C2L11	5	205	225	-	-	3/4" GAS	28,00
DP - 8	A2C2L16	8	205	300	-	-	3/4" GAS	30,00
DP - 11	A2C2L19	11	270	300	-	-	3/4" GAS	34,00
DP - 18	A2C2L24	18	270	410	-	-	3/4" GAS	39,00
DP - 24	A2C2L27	24	320	355	-	-	1" GAS	46,00
DP - 35	A2C2L31	35	400	390	-	-	1" GAS	72,00
DPV - 50	A2C2L34	50	400	585	330	68	1" GAS	97,00
DPV - 80	A2C2L37	80	400	820	330	68	1" GAS	138,00
DPV - 100	A2C2L38	100	500	775	330	67	1" 1/4 GAS	186,00
DPV - 150	A2C2L43	150	500	1.005	330	67	1" 1/4 GAS	256,00
DPV - 200	A2C2L47	200	600	1.065	485	107	1" 1/4 GAS	315,00
DPV - 300	A2C2L51	300	650	1.240	485	98	1" 1/4 GAS	399,00
DPV - 500	A2C2L55	500	775	1.400	485	108	1" 1/4 GAS	598,00

HOW TO SIZE A MULTI-FUNCTIONAL TANK

The multifunctional tanks can be used either as expansion tanks for heating and DHW systems, being able to absorb the expansion due to the rise in temperature, or as autoclaves in cold water systems.

SIZING AS AN EXPANSION TANK

The general formula for sizing of an expansion tank is:

$$V = \frac{V_0(k_f - k_i)}{1 - (P_1 / P_2)}$$

Where:

- V is the total volume of the expansion tank in liter
- V₀ is the volume of fluid in the system, in liter
- k_f is the fluid's expansion coefficient at the maximum allowable temperature in the plant (request the table of expansion coefficients)
- k_i is the fluid's expansion coefficient at plant's starting temperature (request the table of expansion coefficients). If such temperature is not known, consider 10 °C as a reference
- P₁ is the absolute air precharge pressure in bar
- P₂ is the absolute set pressure of the plant's safety valve in bar. Such pressure is to be reduced by an amount equal to the difference in hydrostatic height between the safety valve and the expansion tank

IMPORTANT! Air precharge pressure must always be checked and properly set at the time of installation. Its value depends on the operating pressure of the plant. Italian "Raccolta R" prescribes a precharge pressure at least equal to the hydrostatic pressure acting on the expansion tank in cold conditions, but in any case no less than 1,5 bar absolute (equal to 0,5 bar relative).

SIZING AS AN EXPANSION TANK

The general formula for autoclave sizing is:

$$V = 16,5 \times \frac{Q \max}{A} \times \frac{P_s \times P_a}{P_s - P_a} \times \frac{1}{P_p}$$

Where:

- V is the total volume of the autoclave, in liter
- Q max is the maximum flow rate of the pump, or the maximum consumption of the plant, in liter per minute
- P_s is the pump's absolute shut-off pressure in bar
- P_a is the pump's absolute start-up pressure in bar
- P_a is the autoclave's absolute air precharge pressure in bar
- P_p is the autoclave's absolute air precharge pressure in bar
- A is the number of pump's start-up/shut-off cycles in an hour (in case this parameter is unknown a tentative value of 12÷15 cycles is suggested)

IMPORTANT! Air precharge pressure must always be checked and properly set at the time of installation. Its value depends on the operating pressure of the plant. A recommended value is 0,5 bar below the pump start-up pressure Pa.



cod. 8109462 V3000 - 11/2019

Elbi S.p.A.
**Headquartes and
main plant:**

C.P. 103 - Via Buccia, 9
35010 LIMENA (PD)
ITALY
Tel +39-049-8840677
Fax +39-049-8841610

**Plant and warehouse
in Modugno:**

Via delle Magnolie, 19
70026 MODUGNO (BA)
ITALY
Tel +39-080-5316843
Fax +39-080-5316822

Elbi of America, Inc

Houston, TX 77032
Tel. 001 (713) 674-2900
Fax 001 (713) 674-2982
www.elbi.net

Brea, CA 92821
Tel. 001 (714) 674-0590

www.elbi.it
info@elbi.it

